
PRODUCTS RANGE 2022

GAMA DE PRODUTOS
GAMA DE PRODUCTOS
GAMME DE PRODUITS



HELIROMA



CONTENTS

ÍNDICE | ÍNDICE | INDICE

04	PP-R
05	- PP-RCT 125 pipes with fiberglass Tubos PP-RCT 125 com fibra Tubería PP-RCT 125 con fibra de vidrio Tubes PP-RCT 125 avec fibre de verre
06	- PP-R 100 pipes Tubos PP-R 100 Tubería PP-R 100 Tubes PP-R 100
06	- PP-R 100 pipes with fiberglass Tubos PP-R 100 com fibra Tubería PP-R 100 con fibra de vidrio Tubes PP-R 100 avec fibre de verre
08	- PP-R fittings Acessórios PP-R Accesorios PP-R Raccords PP-R
22	- PP-R electrofusion fittings Acessórios PP-R eletrosoldáveis Accesorios PP-R electrosoldables Raccords PP-R d'électrofusion
25	- PP-R fittings for electrofusion Acessórios PP-R para eletrosoldar Accesorios PP-R para electrosoldar Raccords PP-R pour électrofusion
28	RED FIRE
29	- Pipe Tubo Tubo Tube
29	- Fittings Acessórios Accesorios Raccords
37	MULTILAYER MULTICAMADA MULTICAPA MULTICOUCHE
38	- Multilayer pipe PE-RT / AL / PE-RT Tubo multicamada PE-RT / AL / PE-RT Tubo multicapa PE-RT / AL / PE-RT Tube multicouche PE-RT / AL / PE-RT
39	- Multilayer pipe PE-RT / AL / PE-RT insulated Tubo multicamada PE-RT / AL / PE-RT isolado Tubo multicapa PE-RT / AL / PE-RT aislado Tube multicouche PE-RT / AL / PE-RT isolé
40	- KLIMAPRESS PPSU fittings Acessórios KLIMAPRESS PPSU Accesorios KLIMAPRESS PPSU Raccords KLIMAPRESS PPSU
44	- KLIMAPRESS fittings Acessórios KLIMAPRESS Accesorios KLIMAPRESS Raccords KLIMAPRESS
54	PE-Xa
55	- PE-Xa pipe Tubo PE-Xa Tubo PE-Xa Tube PE-Xa
55	- PE-Xa EVOH pipe Tubo PE-Xa EVOH Tubo PE-Xa EVOH Tube PE-Xa EVOH
56	PE-RT
57	- PE-RT pipe Tubo PE-RT Tubo PE-RT Tube PE-RT
57	- PE-RT EVOH pipe Tubo PE-RT EVOH Tubo PE-RT EVOH Tube PE-RT EVOH
57	- PE-RT EVOH 5 pipe Tubo PE-RT EVOH 5 Tubo PE-RT EVOH 5 Tube PE-RT EVOH 5
58	ULTRA SILENT
59	- Pipe Tubo Tubo Tube
59	- Fittings Acessórios Accesorios Raccords
68	TOOLS Ferramentas Herramientas Outils



PP-R

Pipes and Fittings | Tubos e acessórios
Tubos y accesorios | Tubes et raccords

PIPE WITH FIBERGLASS

PP-RCT 125 SDR 11 ROMAFASER CT

TUBO COM FIBRA | TUBO CON FIBRA DE VIDRIO
TUBE AVEC FIBRE DE VERRE



REF	∅ (mm) nominal	H (mm)		 
P-16020-FCT	20 _{SDR 7,4}	2,8	4/160	✓
P-16025-FCT	25 _{SDR 7,4}	3,5	4/100	✓
P-16032-FCT	32 _{SDR 7,4}	4,4	4/80	✓
P-16040-FCT	40	3,7	4/60	✓
P-16050-FCT	50	4,6	4/40	✓
P-16063-FCT	63	5,8	4/20	✓
P-16075-FCT	75	6,8	4/12	✓
P-16090-FCT	90	8,2	4/8	✓
P-160110-FCT	110	10,0	4/4	✓
P-160125-FCT	125	11,4	4/4	✓
P-160160-FCT	160	14,6	5,8/5,8 - 11,8/ 11,8	✓
P-160200-FCT	200	18,6	5,8/5,8 - 11,8/ 11,8	✓
P-160250-FCT	250	22,7	5,8/5,8 - 11,8/ 11,8	✓

PIPE WITH FIBERGLASS

PP-RCT 125 SDR 17 ROMAKLIMA CT

TUBO COM FIBRA | TUBO CON FIBRA DE VIDRIO
TUBE AVEC FIBRE DE VERRE



REF	∅ (mm) nominal	H (mm)		 
P-140125-FRCT	125	7,4	4/4	✓
P-140160-FRCT	160	9,5	5,8/5,8 - 11,8/11,8	✓
P-140200-FRCT	200	11,9	5,8/5,8 - 11,8/ 11,8	✓
P-140250-FRCT	250	14,8	5,8/5,8 - 11,8/ 11,8	✓
P-140315-FRCT	315	18,7	5,8/5,8 - 11,8/ 11,8	✓
P-140355-FRCT	355	21,1	5,8/5,8 - 11,8/ 11,8	✓
P-140400-FRCT	400	23,7	5,8/5,8 - 11,8/ 11,8	✓

PIPE

TUBO | TUBO | TUBE

PP-R 100 SDR 6 HELISYSTEM



REF	Ø (mm) nominal	H (mm)		●	●
P-16020	20	3,4	4/160	✓	✓
P-16025	25	4,2	4/100	✓	✓
P-16032	32	5,4	4/80	✓	✓
P-16040	40	6,7	4/60	✓	✓
P-16050	50	8,3	4/40	✓	✓
P-16063	63	10,5	4/20	✓	✓
P-16075	75	12,5	4/12	✓	✓
P-16090	90	15,0	4/8	✓	✓
P-160110	110	18,3	4/4	✓	✓

PIPE

TUBO | TUBO | TUBE

PP-R 100 SDR 7,4 HELISYSTEM



REF	Ø (mm) nominal	H (mm)		●	●
P-15020	20	2,8	4/160	✓	
P-15025	25	3,5	4/100	✓	
P-15032	32	4,4	4/80	✓	
P-15040	40	5,5	4/60	✓	
P-15050	50	6,9	4/40	✓	
P-15063	63	8,6	4/20	✓	
P-15075	75	10,3	4/12	✓	
P-15090	90	12,3	4/8	✓	
P-150110	110	15,1	4/4	✓	
P-150125*	125	17,1	4/4	✓	
P-150160*	160	21,9	4/4	✓	

*Limited to existing stock | Limitado ao stock existente | Limitado al stock existente | Limité au stock existant

PIPE WITH FIBERGLASS

TUBO COM FIBRA | TUBO CON FIBRA DE VIDRIO
TUBE AVEC FIBRE DE VERRE

PP-R 100 SDR 7,4 ROMAFASER



REF	Ø (mm) nominal	H (mm)		●	●
P-16020-F	20	2,8	4/160	✓	✓
P-16025-F	25	3,5	4/100	✓	✓
P-16032-F	32	4,4	4/80	✓	✓
P-16040-F	40	5,5	4/60	✓	✓
P-16050-F	50	6,9	4/40	✓	✓
P-16063-F	63	8,6	4/20	✓	✓
P-16075-F	75	10,3	4/12	✓	✓
P-16090-F	90	12,3	4/8	✓	✓
P-160110-F	110	15,1	4/4	✓	✓
P-160125-F*	125	17,1	4/4	✓	
P-160160-F*	160	21,9	4/4	✓	
P-160200-F*	200	27,4	4/4	✓	
P-160250-F*	250	34,2	4/4	✓	




* Limited to existing stock | Limitado ao stock existente | Limitado al stock existente | Limité au stock existant

PIPE WITH FIBERGLASS

TUBO COM FIBRA | TUBO CON FIBRA DE VIDRIO
TUBE AVEC FIBRE DE VERRE

PP-R 100 SDR 11 ROMA KLIMA



REF	∅ (mm) nominal	H (mm)		 
P-14020-FR	20 _{SDR 7,4}	2,8	4/160	✓
P-14025-FR	25 _{SDR 7,4}	3,5	4/100	✓
P-14032-FR	32	2,9	4/80	✓
P-14040-FR	40	3,7	4/60	✓
P-14050-FR	50	4,6	4/40	✓
P-14063-FR	63	5,8	4/20	✓
P-14075-FR	75	6,8	4/12	✓
P-14090-FR	90	8,2	4/8	✓
P-140110-FR	110	10,0	4/4	✓
P-140125-FR*	125	11,4	4/4	✓
P-140160-FR*	160	14,6	4/4	✓
P-140200-FR*	200	18,2	11,8/11,8	✓
P-140250-FR*	250	22,7	11,8/11,8	✓
P-140315-FR*	315	25,4	5,8/5,8 - 11,8/11,8	✓
P-140355-FR*	355	28,6	5,8/5,8 - 11,8/11,8	✓
P-140400-FR*	400	32,2	11,8/11,8	✓

* Limited to existing stock | Limitado ao stock existente | Limitado al stock existente | Limité au stock existant

PIPE WITH FIBERGLASS

TUBO COM FIBRA | TUBO CON FIBRA DE VIDRIO
TUBE AVEC FIBRE DE VERRE

PP-R 100 SDR 7,4 ROMA FASER ANTI-UV



REF	∅ (mm) nominal	H (mm)		 
P-16020-FUV	20	2,8	4/160	✓
P-16025-FUV	25	3,5	4/100	✓
P-16032-FUV	32	4,4	4/80	✓
P-16040-FUV	40	5,5	4/60	✓
P-16050-FUV	50	6,9	4/40	✓
P-16063-FUV	63	8,6	4/20	✓
P-16075-FUV	75	10,3	4/12	✓

ELBOW 45°

JOELHO 45° | CODO 45° | COUDE 45°



REF	∅ (mm)				
P-CT202020	20	50	400	✓	✓
P-CT202025	25	25	250	✓	✓
P-CT202032	32	10	120	✓	✓
P-202040	40	5	80	✓	✓
P-202050	50	4	40	✓	✓
P-202063	63	2	20	✓	✓
P-202075	75	2	12	✓	✓
P-202090	90	1	6	✓	✓
P-2020110	110	1	4	✓	✓
P-2020125	125	1	4	✓	

ELBOW 45° XL

JOELHO 45° XL | CODO 45° XL | COUDE 45° XL



REF	∅ (mm)				
P-2020160 ⁽¹⁾	160	1	2	✓	
PP-RCT 125 SDR 11					
CT2020200	200	1	1	✓	
CT2020250	250	1	1	✓	
CT2020315	315	1	1	✓	
CT2020355*	355	1	1	✓	
CT2020400*	400	1	1	✓	

* Segmented Fittings | Acessórios Manufacturados | Accesorios Manipulados | Raccords Segmentés

⁽¹⁾ Not suitable for electrofusion | Não compatível com eletrofusão | No apto para electrofusión | Ne convient pas à l'électrofusion

ELBOW 90°

JOELHO 90° | CODO 90° | COUDE 90°



REF	∅ (mm)				
P-CT206020	20	40	320	✓	✓
P-CT206025	25	20	200	✓	✓
P-CT206032	32	10	100	✓	✓
P-206040	40	5	50	✓	✓
P-206050	50	4	32	✓	✓
P-206063	63	2	16	✓	✓
P-206075	75	1	11	✓	✓
P-206090	90	1	6	✓	✓
P-2060110	110	1	4	✓	✓
P-2060125	125	1	2	✓	

ELBOW 90° XL

JOELHO 90° XL | CODO 90° XL | COUDE 90° XL



REF	∅ (mm)				
P-2060160 ⁽¹⁾	160	1	2	✓	
PP-RCT 125 SDR 11					
CT2060200	200	1	1	✓	
CT2060250	250	1	1	✓	
CT2060315	315	1	1	✓	
CT2060355*	355	1	1	✓	
CT2060400*	400	1	1	✓	

* Segmented Fittings | Acessórios Manufacturados | Accesorios Manipulados | Raccords Segmentés

⁽¹⁾ Not suitable for electrofusion | Não compatível com eletrofusão | No apto para electrofusión | Ne convient pas à l'électrofusion

FEMALE ELBOW

JOELHO FÊMEA | CODO HEMBRA | COUDE FEMELLE



REF	∅ (mm)				
P-CT208020	20x1/2"	20	200	✓	✓
P-CT208026	25x1/2"	10	100	✓	✓
P-CT208025	25x3/4"	10	100	✓	✓
P-CT208033	32x3/4"	5	50	✓	✓
P-CT208032	32x1"	5	50	✓	✓

MALE ELBOW

JOELHO MACHO | CODO MACHO | COUDE MÂLE



REF	∅ (mm)				
P-CT209020	20x1/2"	20	140	✓	✓
P-CT209026	25x1/2"	10	100	✓	✓
P-CT209025	25x3/4"	10	100	✓	✓
P-CT209033	32x3/4"	5	50	✓	✓
P-CT209032	32x1"	5	50	✓	✓

LOOSE NUT ELBOW

JOELHO C/ PORCA SOLTA | CODO RÁCOR LOCO
COUDE AVEC ÉCROU DETACHÉ



REF	∅ (mm)				
P-CT208020-L	20x3/4"	10	100	✓	✓
P-CT208026-L	25x3/4"	10	75	✓	✓
P-CT208025-L	25x1"	10	75	✓	✓
P-CT208033-L	32x1"	5	50	✓	✓
P-CT208032-L	32x1 1/4"	5	50	✓	✓

WALL PLATE FEMALE ELBOW

JOELHO FÊMEA C/ PATER
CODO HEMBRA CON PLACA
COUDE AVEC PATER



REF	∅ (mm)				
P-212020	20x1/2"	10	100	✓	✓
P-212026	25x1/2"	10	100	✓	✓
P-212025	25x3/4"	10	100	✓	✓

TEE

TÊ SIMPLÉS | TE SIMPLE | TÉ SIMPLE



REF	Ø (mm)				
P-CT230020	20	25	250	✓	✓
P-CT230025	25	15	150	✓	✓
P-CT230032	32	10	80	✓	✓
P-230040	40	5	50	✓	✓
P-230050	50	2	30	✓	✓
P-230063	63	2	12	✓	✓
P-230075	75	1	9	✓	✓
P-230090	90	1	6	✓	✓
P-2300110	110	1	4	✓	✓
P-2300125	125	1	2	✓	

TEE XL

TÊ SIMPLÉS XL | TE SIMPLE XL | TÉ SIMPLE XL



REF	Ø (mm)				
P-2300160 ⁽¹⁾	160	1	1	✓	
PP-RCT 125 SDR 11					
CT2300200	200	1	1	✓	
CT2300250	250	1	1	✓	
CT2300315	315	1	1	✓	
CT2300355*	355	1	1	✓	
CT2300400*	400	1	1	✓	


* Segmented Fittings | Acessórios Manufacturados | Accesorios Manipulados | Raccords Segmentés

⁽¹⁾ Not suitable for electrofusion | Não compatível com eletrofusão | No apto para electrofusión | Ne convient pas à l'électrofusion

REDUCED TEE

TÊ DE REDUÇÃO | TE REDUCIDA
TÉ RÉDUIT







REF	∅ (mm)				
P-CT231020	25x20x20	20	140	✓	✓
P-CT231025	25x20x25	20	140	✓	✓
P-CT231023	25x25x20	20	140	✓	✓
P-231032	32x20x32	10	80	✓	✓
P-231035	32x25x25	10	80	✓	✓
P-CT231033	32x25x32	10	80	✓	✓
P-231041	40x20x40	5	50	✓	✓
P-231042	40x25x40	5	50	✓	✓
P-231043	40x32x40	5	50	✓	✓
P-231052	50x25x50	4	32	✓	✓
P-231053	50x32x50	4	32	✓	✓
P-231054	50x40x50	4	32	✓	✓
P-231062	63x25x63	2	12	✓	✓
P-231063	63x32x63	2	12	✓	✓
P-231064	63x40x63	2	12	✓	✓
P-231065	63x50x63	2	12	✓	✓
P-231074	75x40x75	1	8	✓	✓
P-231075	75x50x75	1	8	✓	✓
P-231076	75x63x75	1	8	✓	✓
P-231097	90x75x90	1	4	✓	✓
P-2310110	110x90x110	1	2	✓	✓
P-2310125	125x110x125	1	1	✓	✓

FEMALE TEE

TÊ FÊMEA | TE HEMBRA | TÉ FEMELLE







REF	∅ (mm)				
P-CT232020	20x1/2"	20	160	✓	✓
P-CT232026	25x1/2"	10	100	✓	✓
P-CT232025	25x3/4"	10	100	✓	✓
P-CT232033	32x3/4"	5	50	✓	✓
P-CT232032	32x1"	5	50	✓	✓

MALE TEE

TÊ MACHO | TE MACHO | TÉ MÂLE



REF	∅ (mm)				
P-CT233020	20x1/2"	10	100	✓	✓
P-CT233026	25x1/2"	10	100	✓	✓
P-CT233025	25x3/4"	10	100	✓	✓
P-CT233033	32x3/4"	10	100	✓	✓
P-CT233032	32x1"	5	50	✓	✓

SOCKET

UNIÃO SIMPLES | MANGUITO | MANCHON



REF	Ø (mm)				
P-CT200020	20	50	500	✓	✓
P-CT200025	25	40	320	✓	✓
P-CT200032	32	20	200	✓	✓
P-200040	40	10	100	✓	✓
P-200050	50	5	60	✓	✓
P-200063	63	4	32	✓	✓
P-200075	75	2	24	✓	✓
P-200090	90	1	13	✓	✓
P-2000110	110	1	10	✓	✓
P-2000125	125	1	6	✓	

REDUCER UNION

UNIÃO DE REDUÇÃO | REDUCCIÓN
MANCHON RÉDUIT



REF	Ø (mm)				
P-CT238025	25x20	50	500	✓	✓
P-CT238032	32x20	30	300	✓	✓
P-CT238033	32x25	30	300	✓	✓
P-238040	40x20	20	200	✓	✓
P-238041	40x25	20	200	✓	✓
P-238042	40x32	20	160	✓	✓
P-238051	50x20	10	100	✓	✓
P-238055	50x25	10	100	✓	✓
P-238052	50x32	10	100	✓	✓
P-238050	50x40	10	100	✓	✓
P-238062	63x25	5	60	✓	✓
P-238065	63x32	5	60	✓	✓
P-238063	63x40	5	60	✓	✓
P-238067	63x50	5	60	✓	✓
P-238075	75x50	4	40	✓	✓
P-238076	75x63	4	32	✓	✓
P-238096	90x63	2	16	✓	✓
P-238097	90x75	2	16	✓	✓
P-2380116	110x63	1	12	✓	✓
P-2380117	110x75	1	12	✓	✓
P-2380110	110x90	1	12	✓	✓
P-2380125	125x110	1	6	✓	
P-2380160 ^{(1) (2)}	160x110	1	8	✓	
P-2380161 ^{(1) (2)}	160x125	1	6	✓	
PP-RCT 125 SDR 11					
CT2380200 ⁽²⁾	200x160	1	1	✓	
CT2380250 ⁽²⁾	250x160	1	1	✓	
CT2380251 ⁽²⁾	250x200	1	1	✓	
CT2380315* ⁽²⁾	315x200	1	1	✓	
CT2380316* ⁽²⁾	315x250	1	1	✓	
CT2380401* ⁽²⁾	400x315	1	1	✓	
CT2380402* ⁽²⁾	400x355	1	1	✓	

* Segmented Fittings | Acessórios Manufacturados | Accesorios Manipulados | Raccords Segmentés





⁽¹⁾ Not suitable for electrofusion | Não compatível com eletrofusão | No apto para electrofusión | Ne convient pas à l'électrofusion



FEMALE ADAPTOR

UNIÃO FÊMEA | ENLACE HEMBRA
RACCORD FEMELLE







REF	∅ (mm)				
P-CT234020	20x1/2"	20	200	✓	✓
P-CT234026	25x1/2"	10	150	✓	✓
P-CT234025	25x3/4"	10	150	✓	✓
P-CT234033	32x3/4"	10	100	✓	✓
P-CT234032	32x1"	10	100	✓	✓
P-234040	40x1 1/4"	5	50	✓	✓
P-234050	50x1 1/2"	4	36	✓	✓
P-234063	63x2"	2	20	✓	✓
P-234075	75x2 1/2"	1	15	✓	✓
P-234090	90x3"	1	16	✓	✓
P-2340110	110x4"	1	6	✓	✓

MALE ADAPTOR

UNIÃO MACHO | ENLACE MACHO
RACCORD MÂLE







REF	∅ (mm)				
P-CT325020	20x1/2"	20	200	✓	✓
P-CT325026	25x1/2"	10	150	✓	✓
P-CT325025	25x3/4"	10	150	✓	✓
P-CT325033	32x3/4"	10	100	✓	✓
P-CT325032	32x1"	10	100	✓	✓
P-325040	40x1 1/4"	4	40	✓	✓
P-325050	50x1 1/2"	4	32	✓	✓
P-325063	63x2"	2	16	✓	✓
P-325075	75x2 1/2"	1	12	✓	✓
P-325090	90x3"	1	8	✓	✓
P-3250110	110x4"	1	3	✓	✓

LOOSE NUT ADAPTOR

UNIÃO FÊMEA C/ PORCA SOLTA
ENLACE HEMBRA CON RÁCOR LOCO
RACCORD AVEC ÉCROU DÉTACHÉ



REF	∅ (mm)				
P-CT234020-L	20x3/4"	10	100	✓	✓
P-CT234026-L	25x3/4"	10	100	✓	✓
P-CT234025-L	25x1"	10	100	✓	✓
P-CT234033-L	32x1"	5	60	✓	✓
P-CT234032-L	32x1 1/4"	5	60	✓	✓
P-234040-L	40x1 1/2"	3	30	✓	✓
P-234050-L	50x2"	2	24	✓	✓
P-234063-L	63x2 1/2"	1	12	✓	✓
P-234075-L	75x3"	1	9	✓	✓

BRASS FEMALE UNION

UNIÃO MISTA DE LATÃO FÊMEA
UNIÓN TRES PIEZAS DESMONTABLE HEMBRA
RACCORD MIXTE LAITON FEMELLE



REF	Ø (mm)				
P-200020-DH	20x1/2"	10	80	✓	✓
P-200025-DH	25x3/4"	10	60	✓	✓
P-200032-DH	32x1"	5	30	✓	✓
P-200040-DH	40x1 1/4"	2	16	✓	✓
P-200050-DH	50x1 1/2"	2	12	✓	✓

BRASS MALE UNION

UNIÃO MISTA DE LATÃO MACHO
UNIÓN TRES PIEZAS DESMONTABLE MACHO
RACCORD MIXTE LAITON MÂLE



REF	Ø (mm)				
P-200020-DM	20x1/2"	10	80	✓	✓
P-200025-DM	25x3/4"	10	60	✓	✓
P-200032-DM	32x1"	5	30	✓	✓
P-200040-DM	40x1 1/4"	2	16	✓	✓
P-200050-DM	50x1 1/2"	2	12	✓	✓

UNIVERSAL UNION

UNIÃO MISTA DE LATÃO SIMPLES
UNIÓN TRES PIEZAS DESMONTABLE
RACCORD MIXTE LAITON



REF	Ø (mm)				
P-200020-D	20	10	100	✓	✓
P-200025-D	25	10	70	✓	✓
P-200032-D	32	5	35	✓	✓
P-200040-D	40	2	24	✓	✓
P-200050-D	50	2	12	✓	✓
200063-D	63	2	10	✓	✓

WELD-IN SADDLE

DERIVAÇÃO SIMPLES | INJERTO SIMPLE
DÉRIVATION SIMPLE



REF	∅ (mm)				
P-480063 ⁽¹⁾	63-75-90x20	50	400	✓	✓
P-480064 ⁽¹⁾	63-75-90x25	40	320	✓	✓
P-480065 ⁽²⁾	63-75-90x32	20	200	✓	✓
P-480074	75-90-110x40	*	*	✓	
P-480095	90-110-125x50	*	*	✓	
P-480110 ⁽¹⁾	110-125-160x20	50	400	✓	✓
P-480111 ⁽¹⁾	110-125-160x25	40	320	✓	✓
P-480112 ⁽²⁾	110-125-160x32	20	200	✓	✓
P-480116	110-125-160x63	*	*	✓	
P-480124	125-160-200x40	*	*	✓	
P-480126	125-160-200x75	*	*	✓	
P-480165	160-200-250x50	*	*	✓	
P-480206	200-250-315x63	*	*	✓	
P-480257	250-315-355x75	*	*	✓	

⁽¹⁾ Use derivation drill bit BR-25 | Use a broca de derivação BR-25 | Use la corona de derivación BR-25 | Utiliser la foret de dérivation BR-25.

⁽²⁾ Use derivation drill bit BR-32 | Use a broca de derivação BR-32 | Use la corona de derivación BR-32 | Utiliser la foret de dérivation BR-32.

* Available soon | Brevemente disponível | Disponible pronto | Bientôt disponible

FEMALE WELD-IN SADDLE

DERIVAÇÃO FÊMEA
INJERTO HEMBRA
DÉRIVATION FEMELLE



REF	∅ (mm)				
P-490050	50x1/2"	*	*	✓	
P-490051	50x3/4"	*	*	✓	
P-490063 ⁽²⁾	63-75-90x1/2"	20	200	✓	✓
P-490064 ⁽²⁾	63-75-90x3/4"	20	200	✓	✓
P-490110 ⁽²⁾	110-125-160x1/2"	20	200	✓	✓
P-490111 ⁽²⁾	110-125-160x3/4"	20	200	✓	✓

⁽²⁾ Use derivation drill bit BR-32 | Use a broca de derivação BR-32 | Use la corona de derivación BR-32 | Utiliser la foret de dérivation BR-32.

* Available soon | Brevemente disponível | Disponible pronto | Bientôt disponible

MALE WELD-IN SADDLE

DERIVAÇÃO MACHO
INJERTO MACHO
DÉRIVATION MÂLE



REF	∅ (mm)				
P-500063 ⁽²⁾	63-75-90x1/2"	20	200	✓	✓
P-500064 ⁽²⁾	63-75-90x3/4"	20	200	✓	✓
P-500110 ⁽²⁾	110-125-160x1/2"	20	200	✓	✓
P-500111 ⁽²⁾	110-125-160x3/4"	20	200	✓	✓

⁽²⁾ Use derivation drill bit BR-32 | Use a broca de derivação BR-32 | Use la corona de derivación BR-32 | Utiliser la foret de dérivation BR-32.

STOP VALVE

VÁLVULA DE CORTE | CUERPO DE VÁLVULA
VANNE DE COUPE



REF	Ø (mm)				
P-244020	20x1/2"	10	100	✓	✓
P-244025	25x3/4"	10	100	✓	✓
P-244032	32x1"	10	50	✓	✓

WHEEL VALVE

VÁLVULA DE CORTE (PUNHO VOLANTE)
VÁLVULA DE CIERRE (PUÑO VOLANTE)
VANNE À VOLANT



REF	Ø (mm)				
P-244020-VLO	20	5	50	✓	✓
P-244025-VLO	25	5	50	✓	✓
P-244032-VLO	32	3	30	✓	✓

HANDLE VALVE

VÁLVULA DE CORTE (C/ PUÑO)
VÁLVULA DE CIERRE (CON PUÑO)
VANNE À ROBINET







REF	Ø (mm)				
P-244020-CP	20	5	50	✓	✓
P-244025-CP	25	5	50	✓	✓
P-244032-CP	32	3	30	✓	✓

CONCEALED VALVE

VÁLVULA DE CORTE (REGULAÇÃO OCULTA)
VÁLVULA DE CIERRE (REGULACIÓN OCULTA)
VANNE DE RÉGULATION CACHÉE







REF	∅ (mm)				
P-244020-RO	20	5	50	✓	✓
P-244025-RO	25	5	50	✓	✓
P-244032-RO	32	3	30	✓	✓

BALL VALVE

VÁLVULA DE CORTE (ESFERA) | VÁLVULA DE CIERRE (ESFERA)
VANNE DE SPHÈRE







REF	∅ (mm)				
244020-EI	20	5	80	✓	✓
244025-EI	25	5	50	✓	✓
244032-EI	32	5	30	✓	✓
244040-EI	40	4	20	✓	✓
244050-EI	50	2	16	✓	✓
244063-EI	63	1	9	✓	✓
244075-EI	75	1	6	✓	
244090-EI	90	1	4	✓	
2440110-EI	110	1	2	✓	
2440125-EI	125	1	1	✓	

DEMOUNTABLE VALVE

VÁLVULA DESMONTÁVEL
VÁLVULA DESMONTABLE
VANNE DÉMONTABLE



REF	∅ (mm)				
P-244020-X	20	5	70	✓	✓
P-244025-X	25	5	50	✓	✓
P-244032-X	32	5	30	✓	✓
P-244040-X	40	2	20	✓	✓
P-244050-X	50	2	8	✓	✓

HANDLE VALVE KIT EXTENDER



KIT DE AUMENTO P/ VÁLVULA DE CORTE C/ PUNHO
KIT PROLONGADOR PARA VÁLVULA DE CIERRE CON PUÑO
KIT D'AUGMENTATION POUR VANNE COUPE AVEC POIGNÉE

REF			
KIT2032-CP	25mm	10	150

CONCEALED VALVE KIT EXTENDER



KIT DE AUMENTO P/ VÁLVULA DE CORTE DE REGULAÇÃO OCULTA
KIT PROLONGADOR PARA VÁLVULA DE REGULACIÓN OCULTA
KIT D'AUGMENTATION POUR VANNE COUPE DE RÉGULATION CACHÉE

REF			
KIT2032-RO	25mm	10	150

FULL VALVE MECHANISM EXTENDER



MECANISMO P/ VÁLVULA DE CORTE
MECANISMO PARA VÁLVULA
ROBINET DE REGULATION CACHÉE

REF	Ø		
BSPCN12	1/2"	10	100
BSPCN34	3/4"	10	100
BSPCN1	1"	10	50

VALVE W/ HANDLE MECHANISM



MECANISMO DE PUNHO TRICORNIO
MECANISMO PARA VÁLVULA DE PUÑO
MECANISME DE VANNES À POIGNÉE

REF	Ø		
BSPCP12	1/2"	10	100
BSPCP34	3/4"	10	100
BSPCP1	1"	10	50

WHEEL MECHANISM



MECANISMO DE PUNHO VOLANTE
MECANISMO PARA VÁLVULA DE VOLANTE
MECANISME VANNE À VOLANT

REF	Ø		
BSPCFLO12	1/2"	10	100
BSPCFLO34	3/4"	10	100
BSPCFLO1	1"	10	50

FEMALE FLANGE ADAPTOR

FLANGE FÊMEA
PORTABRIDA
BRIDE FEMELLE



REF	Ø (mm)				
P-PBRIDA40H	40	25	100	✓	✓
P-PBRIDA50H	50	15	60	✓	✓
P-PBRIDA63H	63	10	30	✓	✓
P-PBRIDA75H	75	4	20	✓	✓
P-PBRIDA90H	90	4	20	✓	✓
P-PBRIDA110H	110	2	10	✓	✓
P-PBRIDA125H	125	1	10	✓	

FLANGE ADAPTOR XL

FLANGE XL
PORTABRIDA XL
BRIDE XL



REF	Ø (mm)				
P-PBRIDA160H ⁽¹⁾	160	1	1	✓	
PP-RCT 125 SDR 11					
CTPBRIDA200H	200	1	1	✓	
CTPBRIDA250H	250	1	1	✓	
CTPBRIDA315H	315	1	1	✓	
CTPBRIDA355H	355	1	1	✓	
CTPBRIDA400H	400	1	1	✓	

⁽¹⁾ Not suitable for electrofusion | Não compatível com eletrofundição | No apto para electrofusión | Ne convient pas à l'électrofusion

FLANGE FOR VALVE

FLANGE P/ VÁLVULA
PORTABRIDA PARA VÁLVULA
BRIDE POUR VANNE



REF	Ø (mm)				
P-PBRIDA160-VB ⁽¹⁾	160	1	1	✓	
CTPBRIDA200-VB	200	1	1	✓	
CTPBRIDA250-VB	250	1	1	✓	
CTPBRIDA315-VB	315	1	1	✓	
CTPBRIDA355-VB	355	1	1	✓	
CTPBRIDA400-VB	400	1	1	✓	

⁽¹⁾ Not suitable for electrofusion | Não compatível com eletrofundição | No apto para electrofusión | Ne convient pas à l'électrofusion

STEEL FLANGE


FLANGE DE AÇO | BRIDA EN ACERO
BRIDE EN ACIER



REF	Ø (mm)	
BRIDA40	40	1
BRIDA50	50	1
BRIDA63	63	1
BRIDA75	75	1
BRIDA90	90	1
BRIDA110	110	1

COATED STEEL FLANGE





FLANGE DE AÇO REVESTIDA
BRIDA EN ACERO REVESTIDA
BRIDE EN ACIER REVÊTUE

REF	Ø (mm)	
BRIDA40-REV	40	1
BRIDA50-REV	50	1
BRIDA63-REV	63	1
BRIDA75-REV	75	1
BRIDA90-REV	90	1
BRIDA110-REV	110	1
BRIDA125-REV	125	1
BRIDA160-REV	160	1
BRIDA200-REV	200	1
BRIDA250-REV	250	1
BRIDA315-REV	315	1
BRIDA355-REV	355	1
BRIDA400-REV	400	1

CLAMP

ABRAÇADEIRA | ABRAZADERA | COLLIER DE SERRAGE







REF	Ø (mm)				
P-AB20	20	100	1000	✓	✓
P-AB25	25	100	800	✓	✓
P-AB32	32	50	500	✓	✓
P-AB40	40	30	240	✓	✓

END CAP

TAMPÃO FINAL | TAPÓN | BOUCHON FINAL



REF	Ø (mm)				
P-242020	20	50	500	✓	✓
P-242025	25	50	500	✓	✓
P-242032	32	30	240	✓	✓
P-242040	40	20	200	✓	✓
P-242050	50	10	100	✓	✓
P-242063	63	5	50	✓	✓
P-242075	75	2	40	✓	✓
P-242090	90	1	24	✓	✓
P-2420110	110	1	10	✓	✓
P-2420125	125	1	10	✓	

END CAP XL

TAMPÃO FINAL XL | TAPÓN XL | BOUCHON FINAL XL



REF	∅ (mm)				
P-2420160 ⁽¹⁾	160	1	8	✓	
CT2420200	200	1	1	✓	
CT2420250	250	1	1	✓	
CT2420315	315	1	1	✓	

⁽¹⁾ Not suitable for electrofusion | Não compatível com eletrofundão | No apto para electrofusión | Ne convient pas à l'électrofusion

THREADED END CAP

TAMPÃO ROSCADO | TAPÓN ROSCADO
BOUCHON FILETÉ



REF	∅				
P-237020	1/2"	100	1000	✓	
P-237025	3/4"	100	300	✓	

BRIDGE

UNIÃO DE CRUZAMENTO | SALVATUBOS
RACCORD DE CROISEMENT



REF	∅ (mm)				
P-UC20	20	10	100	✓	✓
P-UC25	25	10	60	✓	✓
P-UC32	32	5	40	✓	✓

REPAIR PIN

TAMPÃO DE REPARAÇÃO | TAPÓN REPARADOR
BOUCHON DE RÉPARATION



REF	∅ (mm)				
P-4501	7/11	50	1000	✓	✓

PP-R




Electrofusion Fittings | Acessórios Eletrosoldáveis
Accesorios Electrosoldables | Raccords d'électrofusion



ELBOW 45°

JOELHO 45° | CODO 45° | COUDE 45°






REF	∅ (mm)	 *		
ES202063	63	40	✓	
ES202090	90	15	✓	
ES2020110	110	12	✓	
ES2020125	125	6	✓	
ES2020160	160	4	✓	

* Quantities under review | Quantidades em revisão | Cantidades bajo revisión | Quantités à l'étude

ELBOW 90°

JOELHO 90° | CODO 90° | COUDE 90°






REF	∅ (mm)	 *		
ES206063	63	36	✓	
ES206075	75	20	✓	
ES206090	90	12	✓	
ES2060110	110	8	✓	
ES2060125	125	6	✓	
ES2060160	160	4	✓	

* Quantities under review | Quantidades em revisão | Cantidades bajo revisión | Quantités à l'étude

TEE

TÊ SIMPLES | TE SIMPLE | TÉ SIMPLE






REF	∅ (mm)	 *		
ES230063	63	24	✓	
ES230075	75	18	✓	
ES230090	90	10	✓	
ES2300110	110	8	✓	
ES2300125	125	5	✓	
ES2300160	160	2	✓	

* Quantities under review | Quantidades em revisão | Cantidades bajo revisión | Quantités à l'étude

SOCKET

UNIÃO SIMPLES | MANGUITO | MANCHON






REF	∅ (mm)		 
ES200025	25	80	✓
ES200032	32	70	✓
ES200040	40	60	✓
ES200050	50	33	✓
ES200063	63	20	✓
ES200075	75	12	✓
ES200090	90	6	✓
ES2000110	110	16	✓
ES2000125	125	12	✓
ES2000160	160	6	✓
ES2000200	200	1	✓
ES2000250	250	1	✓
ES2000315	315	1	✓

* Quantities under review | Quantidades em revisão | Cantidades bajo revisión | Quantités à l'étude

REDUCER UNION

UNIÃO DE REDUÇÃO | REDUCCIÓN
MANCHON RÉDUIT

REF	∅ (mm)		 
ES238065	63x32	49	✓
ES238063	63x40	49	✓
ES238067	63x50	49	✓
ES238076	75x63	49	✓
ES238096	90x63	30	✓
ES2380116	110x63	16	✓
ES2380117	110x75	16	✓
ES2380110	110x90	16	✓
ES2380126	125x90	12	✓
ES2380161	160x110	6	✓

* Quantities under review | Quantidades em revisão | Cantidades bajo revisión | Quantités à l'étude



PP-R

Fittings for Electrofusion | Acessórios para Eletrosoldar
Accesorios para Electrosoldar | Raccords pour Électrofusion

FLANGE ADAPTOR

FLANGE
PORTABRIDA
BRIDE

FOR ELECTROFUSION | PARA ELETROSOLDAR | PARA ELECTROSOLDAR | POUR ÉLECTROFUSION



REF	∅ (mm)			
P-LESPBRIDA110H	110	1	✓	
P-LESPBRIDA125H	125	1	✓	
P-LESPBRIDA160H	160	1	✓	

FLANGE FOR VALVE

FLANGE P/ VÁLVULA
PORTABRIDA PARA VÁLVULA
BRIDE POUR VANNE

FOR ELECTROFUSION | PARA ELETROSOLDAR | PARA ELECTROSOLDAR | POUR ÉLECTROFUSION



REF	∅ (mm)			
P-LESPBRIDA160	160	1	✓	

ELBOW 45°

JOELHO 45° | CODO 45° | COUDE 45°

FOR ELECTROFUSION | PARA ELETROSOLDAR | PARA ELECTROSOLDAR | POUR ÉLECTROFUSION



REF	∅ (mm)			
P-LES2020110	110	1	✓	
P-LES2020125	125	1	✓	
P-LES2020160	160	1	✓	

ELBOW 90°

JOELHO 90° | CODO 90° | COUDE 90°

FOR ELECTROFUSION | PARA ELETROSOLDAR | PARA ELECTROSOLDAR | POUR ÉLECTROFUSION



REF	∅ (mm)			
P-LES2060110	110	1	✓	
P-LES2060125	125	1	✓	
P-LES2060160	160	1	✓	

FEMALE ADAPTOR

UNIÃO FÊMEA | ENLACE HEMBRA
RACCORD FEMELLE

FOR ELECTROFUSION | PARA ELETROSOLDAR | PARA ELECTROSOLDAR | POUR ÉLECTROFUSION



REF	∅ (mm)			
P-LES234075	75x2 1/2"	1	✓	
P-LES234090	90x3"	1	✓	
P-LES2340110	110x4"	1	✓	

MALE ADAPTOR

UNIÃO MACHO | ENLACE MACHO
RACCORD MÂLE

FOR ELECTROFUSION | PARA ELETROSOLDAR | PARA ELECTROSOLDAR | POUR ÉLECTROFUSION



REF	∅ (mm)			
P-LES325075	75x2 1/2"	1	✓	
P-LES325090	90x3"	1	✓	
P-LES3250110	110x4"	1	✓	

TEE

TÊ SIMPLIS | TE SIMPLE | TÉ SIMPLE

FOR ELECTROFUSION | PARA ELETROSOLDAR | PARA ELECTROSOLDAR | POUR ÉLECTROFUSION



REF	∅ (mm)			
P-LES2300110	110	1	✓	
P-LES2300125	125	1	✓	
P-LES2300160	160	1	✓	

END CAP

TAMPÃO FINAL | TAPÓN | BOUCHON FINAL

FOR ELECTROFUSION | PARA ELETROSOLDAR | PARA ELECTROSOLDAR | POUR ÉLECTROFUSION



REF	∅ (mm)			
P-LES2420110	110	1	✓	
P-LES2420125	125	1	✓	
P-LES2420160	160	1	✓	

RED FIRE

Pipe and Fittings | Tubo e acessórios
Tubo y accesorios | Tube et raccords




FIRE AENOR CC 001/691 Made in Portugal

RED FIRE AENOR CC 001/691 Made in Portugal

RED FIRE PIPE

TUBO | TUBO | TUBE





REF	∅ (mm) nominal	H (mm)	
P-14020-RF	20 SDR 7,4	2,8	4/160
P-14025-RF	25 SDR 7,4	3,5	4/100
P-14032-RF	32	2,9	4/80
P-14040-RF	40	3,7	4/60
P-14050-RF	50	4,6	4/40
P-14063-RF	63	5,8	4/20
P-14075-RF	75	6,8	4/12
P-14090-RF	90	8,2	4/8
P-140110-RF	110	10,0	4/4
P-140125-RF	125	11,4	4/4

ELBOW 45°

JOELHO 45° | CODO 45° | COUDE 45°





REF	∅ (mm)		
P-CT202020-RF	20	50	400
P-CT202025-RF	25	25	250
P-CT202032-RF	32	10	120
P-202040-RF	40	5	80
P-202050-RF	50	4	40
P-202063-RF	63	2	20
P-202075-RF	75	2	12
P-202090-RF	90	1	6
P-2020110-RF	110	1	4
P-2020125-RF	125	1	4

ELBOW 90°

JOELHO 90° | CODO 90° | COUDE 90°





REF	∅ (mm)		
P-CT206020-RF	20	40	320
P-CT206025-RF	25	20	200
P-CT206032-RF	32	10	100
P-206040-RF	40	5	50
P-206050-RF	50	4	32
P-206063-RF	63	2	16
P-206075-RF	75	1	11
P-206090-RF	90	1	6
P-2060110-RF	110	1	4
P-2060125-RF	125	1	2

FEMALE ELBOW

JOELHO FÊMEA | CODO HEMBRA | COUDE FEMELLE





REF	Ø (mm)		
P-CT208020-RF	20x1/2"	20	200
P-CT208026-RF	25x1/2"	10	100
P-CT208025-RF	25x3/4"	10	100
P-CT208033-RF	32x3/4"	5	50
P-CT208032-RF	32x1"	5	50

MALE ELBOW



JOELHO MACHO | CODO MACHO | COUDE MÂLE



REF	Ø (mm)		
P-CT209020-RF	20x1/2"	20	140
P-CT209026-RF	25x1/2"	10	100
P-CT209025-RF	25x3/4"	10	100
P-CT209033-RF	32x3/4"	5	50
P-CT209032-RF	32x1"	5	50

LOOSE NUT ELBOW



JOELHO C/ PORCA SOLTA | CODO RÁCOR LOCO
COUDE AVEC ÉCROU DETACHÉ

REF	Ø (mm)		
P-CT208020-RFL	20x3/4"	10	100
P-CT208026-RFL	25x3/4"	10	75
P-CT208025-RFL	25x1"	10	75
P-CT208033-RFL	32x1"	5	50
P-CT208032-RFL	32x1 1/4"	5	50

TEE

TÊ SIMPLÉS | TE SIMPLE | TÉ SIMPLE





REF	Ø (mm)		
P-CT230020-RF	20	25	250
P-CT230025-RF	25	15	150
P-CT230032-RF	32	10	80
P-230040-RF	40	5	50
P-230050-RF	50	2	30
P-230063-RF	63	2	12
P-230075-RF	75	1	9
P-230090-RF	90	1	6
P-2300110-RF	110	1	4
P-2300125-RF	125	1	2

REDUCED TEE

TÊ DE REDUÇÃO | TE REDUCIDA
TÉ RÉDUIT





REF	Ø (mm)		
P-CT231020-RF	25x20x20	20	140
P-CT231025-RF	25x20x25	20	140
P-CT231023-RF	25x25x20	20	140
P-231032-RF	32x20x32	10	80
P-231035-RF	32x25x25	10	80
P-CT231033-RF	32x25x32	10	80
P-231041-RF	40x20x40	5	50
P-231042-RF	40x25x40	5	50
P-231043-RF	40x32x40	5	50
P-231052-RF	50x25x50	4	32
P-231053-RF	50x32x50	4	32
P-231054-RF	50x40x50	4	32
P-231062-RF	63x25x63	2	12
P-231063-RF	63x32x63	2	12
P-231064-RF	63x40x63	2	12
P-231065-RF	63x50x63	2	12
P-231074-RF	75x40x75	1	8
P-231075-RF	75x50x75	1	8
P-231076-RF	75x63x75	1	8
P-231097-RF	90x75x90	1	4
P-2310110-RF	110x90x110	1	2
P-2310125-RF	125x110x125	1	1

FEMALE TEE

TÊ FÊMEA | TE HEMBRA | TÉ FEMELLE





REF	Ø (mm)		
P-CT232020-RF	20x1/2"	20	160
P-CT232026-RF	25x1/2"	10	100
P-CT232025-RF	25x3/4"	10	100
P-CT232033-RF	32x3/4"	5	50
P-CT232032-RF	32x1"	5	50

MALE TEE

TÊ MACHO | TE MACHO | TÉ MÂLE





REF	Ø (mm)		
P-CT233020-RF	20x1/2"	10	100
P-CT233026-RF	25x1/2"	10	100
P-CT233025-RF	25x3/4"	10	100
P-CT233033-RF	32x3/4"	10	100
P-CT233032-RF	32x1"	5	50

SOCKET



UNIÃO SIMPLES | MANGUITO | MANCHON



REF	Ø (mm)		
P-CT200020-RF	20	50	500
P-CT200025-RF	25	40	320
P-CT200032-RF	32	20	200
P-200040-RF	40	10	100
P-200050-RF	50	5	60
P-200063-RF	63	4	32
P-200075-RF	75	2	24
P-200090-RF	90	1	13
P-2000110-RF	110	1	10
P-2000125-RF	125	1	6

REDUCER UNION

UNIÃO DE REDUÇÃO | REDUCCIÓN
MANCHON RÉDUIT

REF	Ø (mm)		
P-CT238025-RF	25x20	50	500
P-CT238032-RF	32x20	30	300
P-CT238033-RF	32x25	30	300
P-238040-RF	40x20	20	200
P-238041-RF	40x25	20	200
P-238042-RF	40x32	20	160
P-238051-RF	50x20	10	100
P-238055-RF	50x25	10	100
P-238052-RF	50x32	10	100
P-238050-RF	50x40	10	100
P-238062-RF	63x25	5	60
P-238065-RF	63x32	5	60
P-238063-RF	63x40	5	60
P-238067-RF	63x50	5	60
P-238075-RF	75x50	4	40
P-238076-RF	75x63	4	32
P-238096-RF	90x63	2	16
P-238097-RF	90x75	2	16
P-2380116-RF	110x63	1	12
P-2380117-RF	110x75	1	12
P-2380110-RF	110x90	1	12
P-2380125-RF	125x110	1	6

FEMALE ADAPTOR

UNIÃO FÊMEA | ENLACE HEMBRA
RACCORD FEMELLE



REF	∅ (mm)		
P-CT234020-RF	20x1/2"	20	200
P-CT234026-RF	25x1/2"	10	150
P-CT234025-RF	25x3/4"	10	150
P-CT234033-RF	32x3/4"	10	100
P-CT234032-RF	32x1"	10	100
P-234040-RF	40x1 1/4"	5	50
P-234050-RF	50x1 1/2"	4	36
P-234063-RF	63x2"	2	20
P-234075-RF	75x2 1/2"	1	15
P-234090-RF	90x3"	1	16
P-2340110-RF	110x4"	1	6

MALE ADAPTOR

UNIÃO MACHO | ENLACE MACHO
RACCORD MÂLE



REF	∅ (mm)		
P-CT325020-RF	20x1/2"	20	200
P-CT325026-RF	25x1/2"	10	150
P-CT325025-RF	25x3/4"	10	150
P-CT325033-RF	32x3/4"	10	100
P-CT325032-RF	32x1"	10	100
P-325040-RF	40x1 1/4"	4	40
P-325050-RF	50x1 1/2"	4	32
P-325063-RF	63x2"	2	16
P-325075-RF	75x2 1/2"	1	12
P-325090-RF	90x3"	1	8
P-3250110-RF	110x4"	1	3

LOOSE NUT ADAPTOR

UNIÃO FÊMEA C/ PORCA SOLTA
ENLACE HEMBRA CON RÁCOR LOCO
RACCORD AVEC ÉCROU DÉTACHÉ



REF	∅ (mm)		
P-CT234020-RFL	20x3/4"	10	100
P-CT234026-RFL	25x3/4"	10	100
P-CT234025-RFL	25x1"	10	100
P-CT234033-RFL	32x1"	5	60
P-CT234032-RFL	32x1 1/4"	5	60
P-234040-RFL	40x1 1/2"	3	30
P-234050-RFL	50x2"	2	24
P-234063-RFL	63x2 1/2"	1	12
P-234075-RFL	75x3"	1	9

BRASS FEMALE UNION

UNIÃO MISTA DE LATÃO FÊMEA
UNIÓN TRES PIEZAS DESMONTABLE HEMBRA
RACCORD MIXTE LAITON FEMELLE

REF	Ø (mm)		
P-200020-RFDH	20x1/2"	10	80
P-200025-RFDH	25x3/4"	10	60
P-200032-RFDH	32x1"	5	30
P-200040-RFDH	40x1 1/4"	2	16
P-200050-RFDH	50x1 1/2"	2	12



BRASS MALE UNION

UNIÃO MISTA DE LATÃO MACHO
UNIÓN TRES PIEZAS DESMONTABLE MACHO
RACCORD MIXTE LAITON MÂLE

REF	Ø (mm)		
P-200020-RFDM	20x1/2"	10	80
P-200025-RFDM	25x3/4"	10	60
P-200032-RFDM	32x1"	5	30
P-200040-RFDM	40x1 1/4"	2	16
P-200050-RFDM	50x1 1/2"	2	12



UNIVERSAL UNION

UNIÃO MISTA DE LATÃO SIMPLES
UNIÓN TRES PIEZAS DESMONTABLE
RACCORD MIXTE LAITON

REF	Ø (mm)		
P-200020-RFD	20	10	100
P-200025-RFD	25	10	70
P-200032-RFD	32	5	35
P-200040-RFD	40	2	24
P-200050-RFD	50	2	12
P-200063-RFD	63	2	10

WELD-IN SADDLE

DERIVAÇÃO SIMPLES | INJERTO SIMPLE
DÉRIVATION SIMPLE

REF	Ø (mm)		
P-480063-RF ⁽¹⁾	63-75-90x20	50	400
P-480064-RF ⁽¹⁾	63-75-90x25	40	320
P-480065-RF ⁽²⁾	63-75-90x32	20	200
P-480110-RF ⁽¹⁾	110-125-160x20	50	400
P-480111-RF ⁽¹⁾	110-125-160x25	40	320
P-480112-RF ⁽²⁾	110-125-160x32	20	200

⁽¹⁾ Use derivation drill bit BR-25 | Use a broca de derivação BR-25 | Use la corona de derivación BR-25 | Utiliser la foret de dérivation BR-25.

⁽²⁾ Use derivation drill bit BR-32 | Use a broca de derivação BR-32 | Use la corona de derivación BR-32 | Utiliser la foret de dérivation BR-32.

FEMALE WELD-IN SADDLE

DERIVAÇÃO FÊMEA
INJERTO HEMBRA
DÉRIVATION FEMELLE



REF	Ø (mm)		
P-490063-RF ⁽²⁾	63-75-90x1/2"	20	200
P-490064-RF ⁽²⁾	63-75-90x3/4"	20	200
P-490110-RF ⁽²⁾	110-125-160x1/2"	20	200
P-490111-RF ⁽²⁾	110-125-160x3/4"	20	200

⁽²⁾ Use derivation drill bit BR-32 | Use a broca de derivação BR-32 | Use la corona de derivación BR-32 | Utiliser la foret de dérivation BR-32.

MALE WELD-IN SADDLE

DERIVAÇÃO MACHO
INJERTO MACHO
DÉRIVATION MÂLE



REF	Ø (mm)		
P-500063-RF	63-75-90x1/2"	20	200
P-500064-RF	63-75-90x3/4"	20	200
P-500110-RF	110-125-160x1/2"	20	200
P-500111-RF	110-125-160x3/4"	20	200

⁽²⁾ Use derivation drill bit BR-32 | Use a broca de derivação BR-32 | Use la corona de derivación BR-32 | Utiliser la foret de dérivation BR-32.

FEMALE FLANGE ADAPTOR

FLANGE FÊMEA
PORTABRIDA
BRIDE FEMELLE



REF	Ø (mm)		
P-PBRIDA40H-RF	40	25	100
P-PBRIDA50H-RF	50	15	60
P-PBRIDA63H-RF	63	10	30
P-PBRIDA75H-RF	75	4	20
P-PBRIDA90H-RF	90	4	20
P-PBRIDA110H-RF	110	2	10
P-PBRIDA125H-RF	125	1	10

STEEL FLANGE


FLANGE DE AÇO | BRIDA EN ACERO
BRIDE EN ACIER



REF	Ø (mm)	
BRIDA40	40	1
BRIDA50	50	1
BRIDA63	63	1
BRIDA75	75	1
BRIDA90	90	1
BRIDA110	110	1

COATED STEEL FLANGE



FLANGE DE AÇO REVESTIDA
BRIDA EN ACERO REVESTIDA
BRIDE EN ACIER REVÊTUE

REF	Ø (mm)	
BRIDA40-REV	40	1
BRIDA50-REV	50	1
BRIDA63-REV	63	1
BRIDA75-REV	75	1
BRIDA90-REV	90	1
BRIDA110-REV	110	1
BRIDA125-REV	125	1

END CAP



TAMPÃO FINAL | TAPÓN | BOUCHON FINAL



REF	Ø (mm)		
P-242020-RF	20	50	500
P-242025-RF	25	50	500
P-242032-RF	32	30	240
P-242040-RF	40	20	200
P-242050-RF	50	10	100
P-242063-RF	63	5	50
P-242075-RF	75	2	40
P-242090-RF	90	1	24
P-2420110-RF	110	1	10
P-2420125-RF	125	1	10

BRIDGE

UNIÃO DE CRUZAMENTO | SALVATUBOS
RACCORD DE CROISEMENT

REF	Ø (mm)		
P-UC20-RF	20	10	100
P-UC25-RF	25	10	60
P-UC32-RF	32	5	40

DEMOUNTABLE VALVE

VÁLVULA DESMONTAVÉL
VÁLVULA DESMONTABLE
VANNE DÉMONTABLE

REF	Ø (mm)		
P-244020-RFX	20	5	70
P-244025-RFX	25	5	50
P-244032-RFX	32	5	30
P-244040-RFX	40	2	20
P-244050-RFX	50	2	8

A stack of white multilayer pipes, with the top pipe cut to show its internal structure. The pipes have technical markings in black ink, including '090 METROS' and 'PE-RT / AL / PE-RT'.

MULTILAYER

MULTICAMADA | MULTICAPA | MULTICOUCHE

PE-RT / AL / PE-RT

Pipes | Tubos | Tubos | Tubes

MULTILAYER PIPE

TUBO MULTICAMADA | TUBO MULTICAPA
TUBE MULTICOUCHE

PE-RT / AL / PE-RT HELIKLIMA






REF			
P-PERTAL16	16x2,0	100/500	-
P-PERTAL20	20x2,0	100	-
P-PERTAL25	25x2,5	50	-
P-PERTAL32	32x3,0	50	-
P-PERTAL16B	16x2,0	-	4/200
P-PERTAL20B	20x2,0	-	4/160
P-PERTAL25B	25x2,5	-	4/100
P-PERTAL32B	32x3,0	-	4/80
P-PERTAL40B	40x4,0	-	5/75
P-PERTAL50B	50x4,5	-	5/50
P-PERTAL63B	63x6,0	-	5/25
PERTAL75B	75x7,5	-	5/15
PERTAL90B	90x8,5	-	5/10
PERTAL110B	110x10,0	-	5/5

NEWNOVIDADE
NOVEDAD
NOUVEAU**INSULATED PE-RT / AL / PE-RT HELIKLIMA INSULATED**

PE-RT / AL / PE-RT ISOLADO | PE-RT / AL / PE-RT AISLADO | PE-RT / AL / PE-RT ISOLÉ


REF			
P-PERTAL16VR	16x2,0	6	50
P-PERTAL16VR10*	16x2,0	10	50
P-PERTAL16VR13/15*	16x2,0	13/15	50
P-PERTAL20VR	20x2,0	6	50
P-PERTAL20VR10*	20x2,0	10	50
P-PERTAL20VR13/15*	20x2,0	13/15	50
P-PERTAL25VR6*	25x2,5	6	25
P-PERTAL25VR	25x2,5	10	25
P-PERTAL25VR13/15*	25x2,5	13/15	25
P-PERTAL32VR6*	32x3,0	6	25
P-PERTAL32VR	32x3,0	10	25
P-PERTAL32VR13/15*	32x3,0	13/15	25



REF			
P-PERTAL16AZ	16x2,0	6	50
P-PERTAL16AZ10*	16x2,0	10	50
P-PERTAL16AZ13/15*	16x2,0	13/15	50
P-PERTAL20AZ	20x2,0	6	50
P-PERTAL20AZ10*	20x2,0	10	50
P-PERTAL20AZ13/15*	20x2,0	13/15	50
P-PERTAL25AZ6*	25x2,5	6	25
P-PERTAL25AZ	25x2,5	10	25
P-PERTAL25AZ13/15*	25x2,5	13/15	25
P-PERTAL32AZ6*	32x3,0	6	25
P-PERTAL32AZ	32x3,0	10	25
P-PERTAL32AZ13/15*	32x3,0	13/15	25

Note: other insulation thicknesses on demand. Other film coating colours on demand.**Nota:** outras espessuras de isolamento disponíveis sob pedido. Outras cores de película de revestimento disponíveis sob consulta.**Nota:** otros espesores de aislamiento disponibles bajo pedido. Otros colores de capa revestida disponibles bajo pedido.**Remarque:** autres épaisseurs d'isolant sur demande. Autres couleurs de pelliculage sur demande.

* Available on demand | Disponível sob consulta | Disponible bajo pedido | Disponible sur demande.



MULTILAYER | MULTICAMADA | MULTICAPA | MULTICOUCHE

KLIMAPRESS PPSU

Fittings | Acessórios
Accesorios | Raccords

ELBOW 90°

JOELHO 90° | CODO 90° | COUDE 90°



REF	Ø (mm)		
P-K206016	16x16	44	264
P-K206020	20x20	28	168
P-K206025	25x25	18	108
P-K206032	32x32	10	60

FEMALE ELBOW

JOELHO FÊMEA | CODO HEMBRA | COUDE FEMELLE



REF	Ø (mm)		
P-K208016	16x1/2"	26	156
P-K208020	20x1/2"	22	132
P-K208021	20x3/4"	*	*
P-K208026	25x1/2"	16	96
P-K208025	25x3/4"	12	72
P-K208033	32x3/4"	8	48
P-K208032	32x1"	8	48

* Available soon | Brevemente disponível | Disponible pronto | Bientôt disponible

MALE ELBOW

JOELHO MACHO | CODO MACHO | COUDE MÂLE



REF	Ø (mm)		
P-K209016	16x1/2"	34	204
P-K209020	20x1/2"	28	168
P-K209026	25x1/2"	18	108
P-K209025	25x3/4"	18	108

LOOSE NUT ELBOWJOELHO C/ PORCA SOLTA | CODO RÁCOR LOCO
COUDE AVEC ÉCROU DETACHÉ

REF	Ø (mm)		
P-K208017-L	16x3/4"	20	120
P-K208021-L	20x3/4"	15	90
P-K208025-L	25x3/4"	10	60
P-K208027-L	25x1"	10	60
P-K208032-L	32x1"	7	42
P-K208034-L	32x1 1/4"	5	30



WALL PLATE FEMALE ELBOWJOELHO FÊMEA C/ PATER
CODO HEMBRA CON PLACA
COUDE AVEC PATER

REF	Ø (mm)		
P-K212016	16x1/2"	15	90
P-K212020	20x1/2"	14	84
P-K212025	25x3/4"	10	60

TEE



TÊ SIMPLÉS | TE SIMPLE | TÉ SIMPLE



REF	Ø (mm)		
P-K230016	16x16	30	180
P-K230020	20x20	18	108
P-K230025	25x25	13	78
P-K230032	32x32	6	36

REDUCED TEE

TÊ DE REDUÇÃO | TE REDUCIDA
TÉ RÉDUIT



REF	Ø (mm)		
P-K231020	20x16x20	20	120
P-K231017	20x16x16	*	*
P-K231021	20x20x16	*	*
P-K231027	25x20x20	*	*
P-K231026	25x20x25	13	78
P-K231032	32x20x32	*	*
P-K231033	32x25x32	8	48

* Available soon | Brevemente disponível | Disponible pronto | Bientôt disponible

FEMALE TEE

TÊ FÊMEA | TE HEMBRA | TÉ FEMELLE



REF	Ø (mm)		
P-K232016	16x1/2"	19	114
P-K232020	20x1/2"	14	84
P-K232026	25x1/2"	12	72
P-K232025	25x3/4"	8	48
P-K232033	32x3/4"	7	42
P-K232032	32x1"	4	24

MALE TEE

TÊ MACHO | TE MACHO | TÉ MÂLE





REF	Ø (mm)		
P-K233016	16x1/2"	26	156
P-K233020	20x1/2"	18	108
P-K233026	25x1/2"	14	84
P-K233025	25x3/4"	14	84

SOCKET

UNIÃO SIMPLES | MANGUITO | MANCHON





REF	∅ (mm)		
P-K200016	16x16	56	336
P-K200020	20x20	40	240
P-K200025	25x25	22	132
P-K200032	32x32	10	60

REDUCER UNION

UNIÃO DE REDUÇÃO | REDUCCIÓN
MANCHON RÉDUIT





REF	∅ (mm)		
P-K238020	20x16	40	240
P-K238026	25x20	26	156
P-K238033	32x25	15	90

FEMALE ADAPTOR

UNIÃO FÊMEA | ENLACE HEMBRA
RACCORD FEMELLE





REF	∅ (mm)		
P-K234016	16x1/2"	30	180
P-K234020	20x1/2"	34	204
P-K234021	20x3/4"	*	*
P-K234026	25x1/2"	25	150
P-K234025	25x3/4"	19	114
P-K234033	32x3/4"	18	108
P-K234032	32x1"	14	84

* Available soon | Brevemente disponível | Disponible pronto | Bientôt disponible

MALE ADAPTOR

UNIÃO MACHO | ENLACE MACHO
RACCORD MÂLE



REF	∅ (mm)		
P-K325016	16x1/2"	52	312
P-K325020	20x1/2"	42	252
P-K325026	25x1/2"	27	162
P-K325025	25x3/4"	27	162
P-K325033	32x3/4"	20	120
P-K325032	32x1"	15	90

LOOSE NUT ADAPTOR

UNIÃO FÊMEA C/ PORCA SOLTA
ENLACE HEMBRA CON RÁCOR LOCO
RACCORD AVEC ÉCROU DÉTACHÉ



REF	∅ (mm)		
P-K234017-L	16x3/4"	25	150
P-K234021-L	20x3/4"	20	120
P-K234025-L	25x3/4"	15	90
P-K234027-L	25x1"	10	60
P-K234032-L	32x1"	10	60
P-K234034-L	32x1 1/4"	5	30



MULTILAYER | MULTICAMADA | MULTICAPA | MULTICOUCHE

KLIMAPRESS

Fittings | Acessórios
Accesorios | Raccords

ELBOW 90°

JOELHO 90° | CODO 90° | COUDE 90°





REF	Ø (mm)		
K206016	16x16	32	256
K206020	20x20	22	176
K206025	25x25	11	88
K206032	32x32	8	64
K206040	40x40	1	40
K206050	50x50	1	26
K206063	63x63	1	10
K206075	75x75	1	6
Flanged Fittings Acessórios Flangeados Accesorios Embridados Raccords de Bride			
K206075-I*	75x75	1	1
K206090-I*	90x90	1	1
K2060110-I*	110x110	1	1

FEMALE ELBOW

JOELHO FÊMEA | CODO HEMBRA | COUDE FEMELLE



REF	Ø (mm)		
K208016	16x1/2"	30	240
K208017	16x3/4"	20	160
K208020	20x1/2"	25	200
K208021	20x3/4"	20	160
K208026	25x1/2"	16	128
K208025	25x3/4"	15	120
K208027	25x1"	10	80
K208033	32x3/4"	12	96
K208032	32x1"	8	64
K208040	40x1"	1	52
K208041	40x1 1/4"	1	50
K208042	40x1 1/2"	1	30
K208050	50x1"	1	30
K208051	50x1 1/2"	1	30
K208063	63x2"	1	10
K208075	75x2 1/2"	1	10
Flanged Fittings Acessórios Flangeados Accesorios Embridados Raccords de Bride			
K208075-I*	75x2 1/2"	1	1
K208090-I*	90x3"	1	1
K2080110-I*	110x4"	1	1

MALE ELBOW

JOELHO MACHO | CODO MACHO | COUDE MÂLE



REF	Ø (mm)		
K209016	16x1/2"	30	240
K209020	20x1/2"	20	160
K209026	25x1/2"	15	120
K209025	25x3/4"	15	120
K209032	32x1"	8	64
Flanged Fittings Acessórios Flangeados Accesorios Embridados Raccords de Bride			
K209075-I*	75x2 1/2"	1	1
K209090-I*	90x3"	1	1

WALL PLATE FEMALE ELBOW

JOELHO FÊMEA C/ PATER
CODO HEMBRA CON PLACA
COUDE AVEC PATER

REF	Ø (mm)		
K212016	16x1/2"	15	120
K212020	20x1/2"	14	112
K212025	25x3/4"	10	80

TEE

TÊ SIMPLÉS | TE SIMPLE | TÉ SIMPLE





REF	Ø (mm)		
K230016	16x16x16	20	160
K230020	20x20x20	14	112
K230025	25x25x25	8	64
K230032	32x32x32	4	32
K230040	40x40x40	1	25
K230050	50x50x50	1	15
K230063	63x63x63	1	6
K230075	75x75x75	1	5
Flanged Fittings Acessórios Flangeados Accesorios Embridados Raccords de Bride			
K230075-I*	75x75x75	1	1
K230090-I*	90x90x90	1	1
K2300110-I*	110x110x110	1	1

REDUCED TEE

TÊ DE REDUÇÃO | TE REDUCIDA
TÉ RÉDUIT



REF	Ø (mm)		
K231018	16x20x16	18	144
K231016	16x25x16	10	80
K231017	20x16x16	20	160
K231020	20x16x20	18	144
K231021	20x20x16	18	144
K231022	20x25x20	10	80
K231024	25x16x16	12	96
K231029	25x16x20	10	80
K231025	25x16x25	10	80
K231023	25x20x16	12	96
K231027	25x20x20	10	80
K231026	25x20x25	8	64
K231028	25x25x20	7	56
K231031	25x32x25	7	56
K231030	32x16x32	8	64
K231032	32x20x32	7	56
K231035	32x25x25	6	48
K231033	32x25x32	6	48
K231042	40x25x40	1	28
K231043	40x32x40	1	28
K231053	50x32x50	1	21
K231055	50x40x50	1	18
K231064	63x40x63	1	10
K231065	63x50x63	1	8
K231076	75x63x75	1	6

FEMALE TEE

TÊ FÊMEA | TE HEMBRA | TÉ FEMELLE



REF	Ø (mm)		
K232016	16x1/2"x16	16	128
K232020	20x1/2"x20	15	120
K232026	25x1/2"x25	10	80
K232025	25x3/4"x25	8	64
K232032	32x1"x32	4	32
K232040	40x1"x40	1	32
K232041	40x1 1/4"x40	1	18
K232050	50x1"x50	1	18
K232051	50x1 1/2"x50	1	18
K232063	63x1"x63	1	10
K232065	63x2"x63	1	10
K232064	63x2 1/2"x63	1	6
K232075	75x2 1/2"x75	1	5
Flanged Fittings Acessórios Flangeados Accesorios Embridados Raccords de Bride			
K232075-I*	75x2 1/2"x75	1	1
K232090-I*	90x3"x90	1	1
K2320110-I*	110x4"x110	1	1

MALE TEE

TÊ MACHO | TE MACHO | TÉ MÂLE



REF	Ø (mm)		
K233016	16x1/2"x16	16	128
K233020	20x1/2"x20	15	120
K233026	25x1/2"x25	5	40
K233025	25x3/4"x25	5	40
K233032	32x1"x32	4	32

SOCKET

UNIÃO SIMPLES | MANGUITO | MANCHON



REF	Ø (mm)		
K200016	16	45	360
K200020	20	36	288
K200025	25	20	160
K200032	32	12	96
K200040	40	1	60
K200050	50	1	36
K200063	63	1	15
K200075	75	1	12
Flanged Fittings Acessórios Flangeados Accesorios Embridados Raccords de Bride			
K200075-I*	75	1	4
K200090-I*	90	1	2
K2000110-I*	110	1	1

REDUCER UNION

UNIÃO DE REDUÇÃO | REDUCCIÓN
MANCHON RÉDUIT



REF	Ø (mm)		
K238020	20x16	37	296
K238025	25x16	20	160
K238026	25x20	20	160
K238032	32x20	15	120
K238033	32x25	12	96
K238042	40x25	1	72
K238043	40x32	1	60
K238052	50x25	1	65
K238053	50x32	1	50
K238054	50x40	1	42
K238064	63x40	1	20
K238065	63x50	1	20
K238076	75x63	1	13



FEMALE ADAPTOR

UNIÃO FÊMEA | ENLACE HEMBRA
RACCORD FEMELLE



*



REF	Ø (mm)		
K234016	16x1/2"	40	320
K234020	20x1/2"	40	320
K234021	20x3/4"	30	240
K234026	25x1/2"	20	160
K234025	25x3/4"	20	160
K234027	25x1"	18	144
K234033	32x3/4"	18	144
K234032	32x1"	18	144
K234040	40x1 1/4"	1	84
K234051	50x1 1/4"	1	50
K234050	50x1 1/2"	1	48
K234063	63x2"	1	20
K234075	75x2 1/2"	1	16
Flanged Fittings Acessórios Flangeados Accesorios Embridados Raccords de Bride			
K234075-I*	75x2 1/2"	1	4
K234090-I*	90x3"	1	2
K2340110-I*	110x4"	1	2

MALE ADAPTOR

UNIÃO MACHO | ENLACE MACHO
RACCORD MÂLE

REF	Ø (mm)		
K325016	16x1/2"	50	400
K325020	20x1/2"	40	320
K325021	20x3/4"	35	280
K325026	25x1/2"	20	160
K325025	25x3/4"	18	144
K325027	25x1"	16	128
K325033	32x3/4"	12	96
K325032	32x1"	12	96
K325040	40x1 1/4"	1	64
K325050	50x1 1/2"	1	45
K325063	63x2"	1	20
K325075	75x2 1/2"	1	14
Flanged Fittings Acessórios Flangeados Accesorios Embridados Raccords de Bride			
K325075-I*	75x2 1/2"	1	4
K325090-I*	90x3"	1	2
K3250110-I*	110x4"	1	2

LOOSE NUT ADAPTOR



UNIÃO FÊMEA C/ PORCA SOLTA
ENLACE HEMBRA CON RÁCOR LOCO
RACCORD AVEC ÉCROU DÉTACHÉ

REF	Ø (mm)		
K234016-L	16x1/2"	40	320
K234020-L	20x1/2"	40	320
K234021-L	20x3/4"	30	240
K234025-L	25x3/4"	18	144
K234032-L	32x1"	14	112

STOP VALVE (BODY)

VÁLVULA DE CORTE (CORPO)
VÁLVULA DE CIERRE (CUERPO)
VANNE DE COUPE (CORPS)





REF	Ø (mm)		
K244016-C	16	10	80
K244020-C	20	10	80
K244025-C	25	8	64
K244032-C	32	6	48

STOP VALVE

VÁLVULA DE CORTE | VÁLVULA DE CIERRE
VANNE DE COUPE



REF	Ø (mm)		
K244016	16	5	40
K244020	20	5	40
K244025	25	5	40
K244032	32	4	32



U SHAPE VALVE

VÁLVULA EM FORMA DE U
VÁLVULA EN FORMA DE U
VANNE EN FORME DE U

NEW

NOVIDADE
NOVEDAD
NOUVEAU



REF	Ø (mm)		
K244016-U	16	6	48
K244020-U	20	6	48
K244025-U	25	4	32

NEWNOVIDADE
NOVEDAD
NOUVEAU**BALL VALVE**VÁLVULA DE CORTE SIMPLÉS | VÁLVULA DE CIERRE SIMPLE
VANNE DE COUPE SIMPLE

REF	Ø (mm)		
K244016-ES	16	12	96
K244020-ES	20	10	80
K244025-ES	25	6	48
K244032-ES	32	3	24

HANDLE MECHANISMMANÍPULO | PALANCA
POIGNÉE

REF	Ø (mm)		
K1632-CP	16-32	5	40

VALVE KIT EXTENDERKIT DE AUMENTO P/ VÁLVULA DE CORTE
KIT PROLONGADOR PARA VÁLVULA
KIT D'AUGMENTATION POUR VANNE COUPE

REF	Ø (mm)	
K1632-25	25	1

DISTRIBUTOR

DISTRIBUIDOR | DISTRIBUIDOR | DISTRIBUTEUR



REF	(mm)		
K2520161616	25x20x16x16x16	3	24
K2520201616	25x20x20x16x16	3	24

WHITE UPPER PART

REGULAÇÃO OCULTA BRANCA
 REGULACIÓN OCULTA BLANCA
 RÉGULATION CACHÉE BLANCHE

NEW

NOVIDADE
 NOVEDAD
 NOUVEAU



REF	∅ (mm)		
K1632-ROW	16-32	20	120

BLACK UPPER PART

REGULAÇÃO OCULTA PRETA
 REGULACIÓN OCULTA NEGRA
 RÉGULATION CACHÉE NOIR

NEW

NOVIDADE
 NOVEDAD
 NOUVEAU



REF	∅ (mm)		
K1632-ROB	16-32	20	120

CHROMED UPPER PART

REGULAÇÃO OCULTA CROMADA
 REGULACIÓN OCULTA CROMADA
 RÉGULATION CACHÉE CHROMÉE



REF	∅ (mm)		
K1632-RO	16-32	20	120




PE-Xa

Pipes | Tubos | Tubos | Tubes



PE-Xa PEXROMA



REF			
P-002012-XA	12x2,0	100	4/240
P-011016-XA	16x1,8	100	4/200
P-001016-XA	16x2,0	100	4/200
P-002016-XA	16x2,2	100	4/200
P-001017-XA*	17x2,0	100	4/200
P-001018-XA*	18x2,0	100	4/160
P-011020-XA	20x1,9	100	4/160
P-001020-XA	20x2,0	100	4/160
P-002020-XA	20x2,8	100	4/160
P-001025-XA	25x2,3	50	4/100
P-002025-XA	25x3,5	50	4/100
P-011032-XA	32x2,9	50	4/80
P-002032-XA*	32x4,4	50	4/80

Note: standard colour: natural. Other sizes and colours on demand.

Nota: cor standard: natural. Outras metragens, medidas e cores disponíveis sob pedido.



Nota: color estándar: neutro. Otros tamaños y colores disponibles bajo pedido.

Remarque: couleur standard: naturel. Autres tailles et couleurs sur demande.

* Available on demand | Disponível sob consulta | Disponible bajo pedido | Disponible sur demande

PE-Xa EVOH PEXROMA



REF		
P-002012-XA*	12x2,0	100/200
P-011016-XA	16x1,8	100 ⁽¹⁾ /240 ⁽¹⁾ /500
P-001016-XA*	16x2,0	200/500
P-002016-XA*	16x2,2	200/500
P-001017-XA*	17x2,0	200/500
P-001018-XA*	18x2,0	200/500
P-011020-XA	20x1,9	200 ⁽¹⁾ /500
P-001020-XA*	20x2,0	200/500
P-002020-XA*	20x2,8	100/200
P-001025-XA*	25x2,3	100/200
P-002025-XA*	25x3,5	100/200
P-011032-XA*	32x2,9	100/200
P-002032-XA*	32x4,4	100/200

Note: standard colour: natural. Other sizes and colours on demand.

Nota: cor standard: natural. Outras metragens, medidas e cores disponíveis sob pedido.

Nota: color estándar: neutro. Otros tamaños y colores disponibles bajo pedido.

Remarque: couleur standard: naturel. Autres tailles et couleurs sur demande.

* Available on demand | Disponível sob consulta | Disponible bajo pedido | Disponible sur demande.

⁽¹⁾Limited to existing stock | Limitado ao stock existente | Limitado al stock existente | Limité au stock existant.



PE-RT

Pipes | Tubos | Tubos | Tubes



PE-RT ROMAPLUS



REF		
P-002012-RT*	12x2,0	100
P-011016-RT	16x1,8	100
P-001016-RT	16x2,0	100
P-001020-RT	20x2,0	100
P-001025-RT	25x2,3	50
P-011032-RT*	32x2,9	50

Note: other sizes on demand.

Nota: outras metragens e medidas disponíveis sob pedido.



Nota: otros tamaños disponibles bajo pedido.

Remarque: autres tailles sur demande.

* Available on demand | Disponível sob consulta | Disponible bajo pedido | Disponible sur demande.

PE-RT EVOH ROMAPLUS



REF		
P-011016-RT	16x1,8	240 ⁽¹⁾ /500
P-001016-RT	16x2,0	200/500
P-001017-RT*	17x2,0	200/500
P-011020-RT	20x1,9	240 ⁽¹⁾ /500
P-001020-RT	20x2,0	500

Note: other sizes and colours on demand.

Nota: outras metragens, medidas e cores disponíveis sob pedido.

Nota: otros tamaños y colores disponibles bajo pedido.

Remarque: autres tailles et couleurs sur demande.

* Available on demand | Disponível sob consulta | Disponible bajo pedido | Disponible sur demande.



⁽¹⁾Limited to existing stock | Limitado ao stock existente | Limitado al stock existente | Limité au stock existant.

PE-RT EVOH 5 ROMAPLUS 5

AVAILABLE SOON

BREVEMENTE DISPONÍVEL
DISPONIBLE PRONTO
BIENTÔT DISPONIBLE



REF		
P-501016-RT	16x2,0	*
P-501017-RT	17x2,0	*
P-501020-RT	20x2,0	*
P-501025-RT	25x2,3	*

* Available on demand | Disponível sob consulta | Disponible bajo pedido | Disponible sur demande.

ULTRA SILENT™


Pipe and Fittings | Tubo e acessórios
Tubo y accesorios | Tube et raccords



USEM SINGLE SOCKET PIPE

TUBO ABOCARDADO SIMPLES
TUBO CON MANGUITO
TUBE AVEC MANCHON




REF	∅ (mm) nominal	H (mm)	
HL5753200300	32	1,8	3/45
HL5754000300	40	1,8	3/45
HL5755000300	50	1,8	3/45
HL5757500300	75	2,3	3/30
HL5759000300	90	2,8	3/30
HL5751100300	110	3,4	3/30
HL5751200300	125	3,9	3/24
HL5751600300*	160	4,9	3/18
HL5752000300*	200	6,2	3/3

* Available on demand | Disponible por encomenda | Disponible bajo pedido | Disponible sur demande

USB BEND 15°

CURVA 15° | CODO 15° | COUDE 15°




REF	∅ (mm)	
HL7070000170	32	50
HL7070010170	40	40
HL7070020170	50	40
HL7070030170	75	20
HL7070090170	90	20
HL7070040170	110	20
HL7070050170	125	10
HL7070060170	160	5

Available on demand | Disponible por encomenda | Disponible bajo pedido | Disponible sur demande

USB BEND 30°

CURVA 30° | CODO 30° | COUDE 30°



REF	∅ (mm)	
HL7070000370	32	50
HL7070010370	40	40
HL7070020370	50	40
HL7070030370	75	20
HL7070090370	90	20
HL7070040370	110	20
HL7070050370	125	10
HL7070060370	160	5

Available on demand | Disponible por encomenda | Disponible bajo pedido | Disponible sur demande

**USB
BEND 45°**

CURVA 45° | CODO 45° | COUDE 45°



REF	Ø (mm)	
HL7070000470	32	40
HL7070010470	40	40
HL7070020470	50	40
HL7070030470	75	20
HL7070090470	90	20
HL7070040470	110	20
HL7070050470	125	10
HL7070060470*	160	5
HL7070080470*	200	3

* Available on demand | Disponível por encomenda | Disponible bajo pedido | Disponible sur demande

**USB
BEND 67,5°**

CURVA 67,5° | CODO 67,5° | COUDE 67,5°



REF	Ø (mm)	
HL7070000670	32	40
HL7070010670	40	40
HL7070020670	50	40
HL7070030470	75	20
HL7070090670	90	20
HL7070040670	110	20

Available on demand | Disponível por encomenda | Disponible bajo pedido | Disponible sur demande

**USB
BEND 87,5°**

CURVA 87,5° | CODO 87,5° | COUDE 87,5°



REF	Ø (mm)	
HL7070000870	32	40
HL7070010870	40	40
HL7070020870	50	40
HL7070030870	75	20
HL7070090870	90	20
HL7070040870	110	20
HL7070050870	125	10
HL7070060870*	160	5

* Available on demand | Disponível por encomenda | Disponible bajo pedido | Disponible sur demande

USEA BRANCH 45°

FORQUILHA 45° | DERIVACIÓN 45°
EMBRANCHEMENT 45°



REF	∅ (mm)	
HL7070600470	32x32	20
HL7070611470	40x40	20
HL7070621470	50x40	20
HL7070622470	50x50	20
HL7070632470	75x50	20
HL7070633470	75x75	20
HL7070691470	90x40	10
HL7070692470	90x50	10
HL7070699470	90x90	10
HL7070641470	110x40	10
HL7070642470	110x50	10
HL7070643470	110x75	10
HL7070649470	110x90	10
HL7070644470	110x110	8
HL7070654470	125x110	8
HL7070655470	125x125	6
HL7070664470*	160x110	5
HL7070666470*	160x160	3
HL7070686470*	200x160	2
HL7070688470*	200x200	4

* Available on demand | Disponível por encomenda | Disponible bajo pedido | Disponible sur demande

USEA BRANCH 87,5°

FORQUILHA 87,5° | DERIVACIÓN 87,5°
EMBRANCHEMENT 87,5°



REF	∅ (mm)	
HL7070600870	32x32	20
HL7070611870	40x40	20
HL7070621870	50x40	20
HL7070622870	50x50	20
HL7070632870	75x50	20
HL7070633870	75x75	20
HL7070692870	90x50	10
HL7070642870	110x50	10
HL7070655870	125x125	6
HL7070666870*	160x160	4

* Available on demand | Disponível por encomenda | Disponible bajo pedido | Disponible sur demande

**USEA
SWEEP BRANCH 87,5°**

FORQUILHA EM CURVA 87,5°
DERIVACIÓN CON ÁNGULO DE BARRIDO 87,5°
TÉ PIED-DE-BICHE 87,5°



REF	Ø (mm)	
HL7070799870	90x90	10
HL7070743870	110x75	10
HL7070749870	110x90	10
HL7070744870	110x110	10
HL7070754870	125x110	6
HL7070764870*	160x110	4

* Available on demand | Disponível por encomenda | Disponible bajo pedido | Disponible sur demande

**USED
CORNER BRANCH 87,5°**

FORQUILHA DE CANTO 87,5°
DERIVACIÓN DE ESQUINA 87,5°
EMBRANCHEMENT ÉQUERRE 87,5°



REF	Ø (mm)	
HL7071244870	110x110	6
HL7071254870	125x110	5

**USDA
DOUBLE BRANCH 67,5°**

FORQUILHA DUPLA 67,5°
DERIVACIÓN DOBLE 67,5°
TÉ PIED-DE-BICHE 67,5°



REF	Ø (mm)	
HL7071042670	110x50	8
HL7071044670	110x110	6

**USDA
DOUBLE BRANCH 87,5°**

FORQUILHA DUPLA 87,5°
DERIVACIÓN DOBLE 87,5°
TÉ PIED-DE-BICHE 87,5°



REF	Ø (mm)	
HL7071044870	110x110	6

USRE INSPECTION PIPE

BOCA DE LIMPEZA
PIEZA DE INSPECCIÓN
PIÈCE DE NETTOYAGE



REF	∅ (mm)	
HL7079120070	50	20
HL7079130070	75	20
HL7079190070	90	10
HL7079140070	110	10
HL7079150070	125	8
HL7079160070*	160	6
HL7079180070*	200	2

* Available on demand | Disponível por encomenda | Disponible bajo pedido | Disponible sur demande

USMM DOUBLE SOCKET

UNIÃO DUPLA
MANGUITO CON TOPE
MANCHON DOUBLE



REF	∅ (mm)	
HL7071700270	32	50
HL7071710270	40	30
HL7071720275	50	20
HL7071730275	75	20
HL7071790270	90	20
HL7071740275	110	20
HL7071750275	125	10
HL7071760275*	160	12
HL7071780275*	200	2

* Available on demand | Disponível por encomenda | Disponible bajo pedido | Disponible sur demande

USU SLEEVE

UNIÃO SIMPLES
MANGUITO DESLIZANTE
MANCHON



REF	∅ (mm)	
HL7071700070	32	50
HL7071710070	40	30
HL7071720070	50	20
HL7071730070	75	20
HL7071790070	90	20
HL7071740070	110	20
HL7071750070	125	10
HL7071760070	160	12
HL7071780070	200	2

Available on demand | Disponível por encomenda | Disponible bajo pedido | Disponible sur demande

**USLL
LONG SOCKET**

UNIÃO LONGA
MANGUITO DE AMPLIACIÓN
MANCHON LONG



REF	Ø (mm)	
HL7072220070	50	20
HL7072230070	75	20
HL7072290070	90	20
HL7072240070	110	15
HL7072250070	125	12
HL7072260070	160	6

Available on demand | Disponível por encomenda | Disponible bajo pedido | Disponible sur demande

**USSW
TECHNICAL BEND / SIPHON CONNECTOR**

CURVA TÉCNICA/LIGAÇÃO AO SIFÃO
CODO TÉCNICO / CONEXIÓN A SIFÓN
COUDE DE RACCORDEMENT



REF	Ø (mm)	
HL7074010970	32x46	40
HL7074021970	40x46	20
HL7074011970	40x50	20
HL7074022970	50x50	20

**USSWL
LONG TECHNICAL BEND / SIPHON CONNECTOR**

CURVA TÉCNICA LONGA/LIGAÇÃO AO SIFÃO
CODO TÉCNICO LARGO / CONEXIÓN A SIFÓN
COUDE DE RACCORDEMENT LONG



REF	Ø (mm)	
HL7074021971	40x46	20
HL7074011971	40x50	20

USR REDUCER

REDUÇÃO | REDUCCIÓN | RÉDUCTION



REF	∅ (mm)	
HL7072110070	40x32	30
HL7072120070	50x32	30
HL7072121070	50x40	30
HL7072132070	75x50	20
HL7072191070	90x40	20
HL7072192070	90x50	20
HL7072193070	90x75	20
HL7072141070	110x40	20
HL7072142070	110x50	20
HL7072143070	110x75	20
HL7072149070	110x90	20
HL7072154070	125x110	10
HL7072164070*	160x110	10
HL7072165070*	160x125	12
HL7072186070*	200x160	6

* Available on demand | Disponível por encomenda | Disponible bajo pedido | Disponible sur demande

USS STRAIGHT FITTING / SIPHON CONNECTOR

ENCAIXE RETO/LIGAÇÃO AO SIFÃO
ADAPTADOR RECTO / CONEXIÓN A SIFÓN
MANCHON DE RACCORDEMENT



REF	∅ (mm)	
HL7141760070	32x46	40
HL7141761070	40x46	40
HL7141721070	40x50	40

USR RUBBER GASKET FOR USS, USSW, USSWL

JUNTA DE BORRACHA
JUNTA DE GOMA
MANCHETTE



REF	∅ (mm)	
HLT047T000000000	26/32x46	500
HLT046T000000000	40x46	1000
HLT050T000000032	26/32x50	500
HLT050T000000040	40x50	500

USM END CAP

TAMPÃO FINAL | TAPÓN | BOUCHON POUR MANCHON



REF	Ø (mm)	
HL7071610070	40	80
HL7071620070	50	80
HL7071630070	75	30
HL7071690070	90	20
HL7071640070	110	20
HL7071650070	125	20
HL7071660070*	160	20
HL7071680070*	200	20

* Available on demand | Disponível por encomenda | Disponible bajo pedido | Disponible sur demande

USSBL LONG WC BEND

CURVA DE SANITA LONGA
CURVA DE SALIDA LARGA
COUDE DE RACCORDEMENT POUR WC



REF	Ø (mm)	
HL7195000070	90	10
HL7155000070	110	10

ACOUSTIC CLAMP

ABRAÇADEIRA ACÚSTICA
ABRAZADERA ISOFÓNICA
COLLIER ISOPHONIQUE



REF	Ø (mm)	Inch Encaixe Encaje (")	
HL7890011071	110	3/8 * 1/2	40
HL7890012571	125	3/8 * 1/2	30
HL7890016071*	160	3/8 * 1/2	20

* Available on demand | Disponível por encomenda | Disponible bajo pedido | Disponible sur demande

LOCK SEAL™




REF	Ø (mm)	
HL7072330000	75	48
HL7072340000	110	30
HL7072350000	125	18
HL7072360000*	160	10
HL7072380000*	200	5

* Available on demand | Disponível por encomenda | Disponible bajo pedido | Disponible sur demande

END LOCK™




REF	∅ (mm)	
HL7078004000	110	30
HL7078005000	125	12
HL7078006000*	160	12
HL7078008000*	200	4

* Available on demand | Disponible por encomenda | Disponible bajo pedido | Disponible sur demande


PRESSURE CLAMP™



REF	∅ (mm)	
HL7073540070	110	20

ULTRA SEAL™



REF	∅ (mm)	
HL7981100000	110	30
HL7981250000	125	20
HL7981600000*	160	20

* Available on demand | Disponible por encomenda | Disponible bajo pedido | Disponible sur demande

TOOLS

FERRAMENTAS | HERRAMIENTAS | OUTILS



POLYWELDER KIT

KIT POLIFUSORA | KIT POLIFUSOR
KIT POLYFUSEUSE



REF	Ø (mm)	
POLIR1	20-32	1
POLIR2	20-63	1

POLYWELDER

POLIFUSORA | POLIFUSOR | POLYFUSEUSE



REF	Ø (mm)	
POLI110	16-110	1
POLIR-125	16-125	1

BENCH POLIWELDER KIT

KIT POLIFUSORA DE BANCADA
KIT POLIFUSOR DE BANCO
KIT POLYFUSEUSE DE BANC



REF	Ø * (mm)	
POLI125	50-110	1

* Welding capacity: 40-125 | Capacidade de soldadura: 40-125 | Capacidad de soldadura: 40-125 | Capacité de soudage: 40-125

POLYWELDER TOP

POLIFUSORA TOPO A TOPO
MÁQUINA SOLDADORA A TOPE
POLYFUSEUSE BOUT-A-BOUT



REF	Ø * (mm)	
POLI160TOP	160	1
POLI250TOP	250	1
POLI315TOP	315	1
POLI500TOP	500	1

* Maximum diameter | Diámetro máximo | Diámetro máximo | Diamètre maximal



ELECTROFUSION POLIWELDER

POLIFUSORA ELECTROSOLDÁVEL
MÁQUINA DE ELECTROSOLDAR
POLYFUSEUSE D'ELECTROFUSION

REF	
HST300P450	1



ROTARY SCRAPER

RASPADOR ROTATIVO
RASCADOR GIRATORIO TANGENCIAL
GRATTOIR ROTATIF

REF	Ø (mm)	
RASP-T200	63-200	1



PP-R SHEAR

TESOURA PP-R | TIJERA PP-R | PP-R CISEAUX

REF	Ø (mm)	
TES 40	16-40	1
TES 63	16-63	1
TES 75	16-75	1



BUSHES

MATRIZ | MATRICES | MATRICES

REF	Ø (mm)	
MTR-20	20	1
MTR-25	25	1
MTR-32	32	1
MTR-40	40	1
MTR-50	50	1
MTR-63	63	1
MTR-75	75	1
MTR-90	90	1
MTR-110	110	1
MTR-125	125	1



REPAIR BUSH

MATRIZ DE REPARAÇÃO
MATRIZ DE REPARACIÓN
MATRICE DE RÉPARATION

REF	Ø (mm)	
MR-07	7	1
MR-11	11	1

DERIVATION BUSH

MATRIZ DE DERIVAÇÃO
MATRICES DE DERIVACIÓN
MATRICE DE DÉRIVATION



REF	∅ (mm)	
DMTR6325	63x25/20	1
DMTR7525	75x25/20	1
DMTR9025	90x25/20	1
DMTR11025	110x25/20	1
DMTR12525	125x25/20	1
DMTR16025	160x25/20	1
DMTR6332	63x32	1
DMTR7532	75x32	1
DMTR9032	90x32	1
DMTR11032	110x32	1
DMTR12532	125x32	1
DMTR16032	160x32	1

DERIVATION DRILL BIT

BROCA DE DERIVAÇÃO
CORONA DE DERIVACIÓN
FORET DE DÉRIVATION



REF	∅ (mm)	
BR-25	25/20	1
BR-32	32	1

CALIBRATOR

CALIBRADOR | CALIBRADOR
ÉTRIERS



REF	∅ (mm)	
ESDMTR-25	25/20	1
ESDMTR-32	32	1

PRESS MACHINE

MÁQUINA PARA PRENSAR | MAQUINA PARA PRENSAR
MACHINE A PRESSER



REF	
PRESS-ELECTREMS	1
PRESS-ELECTREMSACC	1
PRESS-BATREMS	1

SHEAR KAPITAL

TESOURA | TIJERA | CISEAUX



REF	∅ (mm)	
KC35	16/35	1

SHEAR RIDGID

TESOURA R | TIJERA CORTATUBO | CISEAUX R



REF	∅ (mm)	
TES 32/R	16/32	1

PRESS HEAD U / RF

MORDENTE U / RF | MORDAZAS U / RF
MÂCHOIRE U / RF



REF	∅ (mm)	PROFILE PERFIL I PERFIL I PROFIL	
MORD/RF-16 PEX	16	RF	1
MORD/RF-20 PEX	20	RF	1
MORD/RF-25 PEX	25	RF	1
MORD/RF-32 PEX	32	RF	1
MORD-16 MK	16	U	1
MORD-18 MK	18	U	1
MORD-20 MK	20	U	1
MORD-25 MK	25	U	1
MORD-32 MK	32	U	1
MORD-40 MK	40	U	1
MORD-50 MK	50	U	1
MORD-63 MK	63	U	1
MORD-75 MK	75	U	1

NEW

INTEGRATED CALIBRATOR

CALIBRADOR INTEGRADO
ESCARIADOR INTEGRADO
CHANFRAINEUSE INTÉGRÉ

NOVIDADE
NOVEDAD
NOUVEAU



REF	∅ (mm)	
CA3V0131	16/20/25	1

NEW

CALIBRATOR

CALIBRADOR | ESCARIADOR | CHANFRAINEUSE

NOVIDADE
NOVEDAD
NOUVEAU



REF	∅ (mm)	
CA0002	16x2,0	1
CA0004	20x2,0	1
CA0017	25x2,5	1
CA0006	32x3,0	1
CA0018	40x4,0	1
CA0019	50x4,5	1
CA0020	63x6,0	1
CA0021	75x7,5	1

NEW

RATCHET

ROQUETE | TRINQUETE | CLIQUET

NOVIDADE
NOVEDAD
NOUVEAU



REF	
IM0004	1

NEW

NOVIDADE
NOVEDAD
NOUVEAU



CALIBRATION KIT A

KIT DE CALIBRAÇÃO A
KIT ESCARIADOR A
KIT DE CHANFREINAGE A

REF	Ø (mm)	
KIT3VIE	16/20/25/32	1

* Includes | Inclui | Incluye | Includ: VA0001, CA3V0131, CA0006

NEW

NOVIDADE
NOVEDAD
NOUVEAU



CALIBRATION KIT B

KIT DE CALIBRAÇÃO B
KIT ESCARIADOR B
KIT DE CHANFREINAGE B

REF	Ø (mm)	
KIT002/1	16/20/25/32	1

* Includes | Inclui | Incluye | Includ: VA0001, IM0004, CA0002, CA0004, CA0017, CA0006

NEW

NOVIDADE
NOVEDAD
NOUVEAU



PLASTIC BOX

CAIXA DE PLÁSTICO
CAJA DE PLÁSTICO
BOÎTIER EN PLASTIQUE

REF	
VA0001	1

CALIBRATOR

CALIBRADOR | ESCARIADOR | CHANFRINEUSE



REF	Ø (mm)	
CALIBRAES-S32	16/20/25/32	1
CALIBRAES-S63	40/50/63	1
CALIBRAES-CA75	75	1



 **HELIROMA**

HELIROMA - Plásticos, S.A.

Zona Industrial
EN-1 / IC2 km 250,5
3850-184 Albergaria-a-Velha
Portugal

GPS
Lat: 40.716484°(N)
Lng: 8.48552° (W)

W: www.heliroma.pt
E: comercial@heliroma.pt
T: + 351 234 523 373
 [Heliroma.Plásticos](https://www.facebook.com/Heliroma.Plásticos)
 [heliroma-plásticos](https://www.linkedin.com/company/heliroma-plásticos)



HULIOT
GROUP